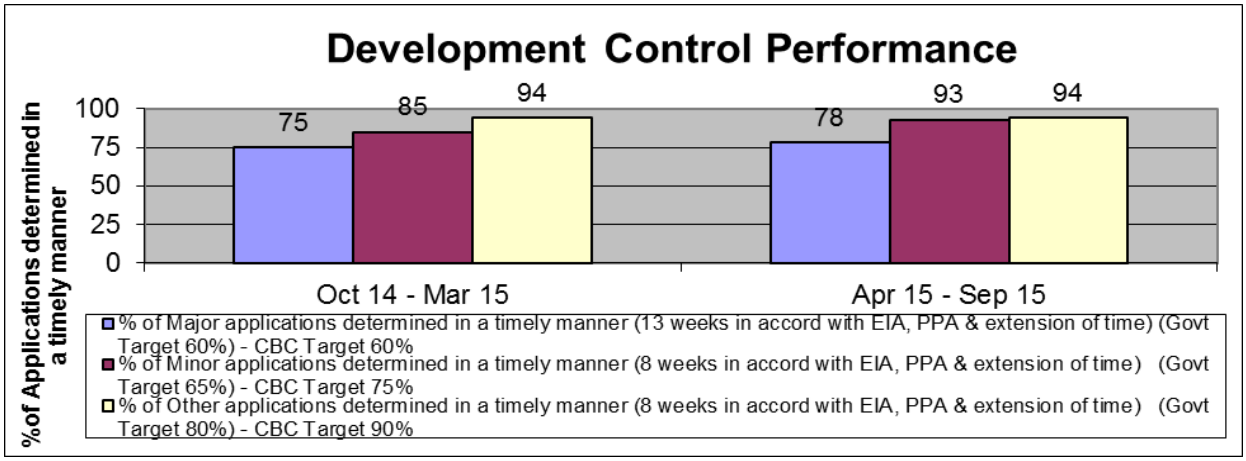
Development Control Performance
%of Applications determined in a timely manner
100
75
50
25
0
75
85
94
78
93
94
Oct 14 - Mar 15
Apr 15 - Sep 15
% of Major applications determined in a timely manner (13 weeks in accord with EIA, PPA & extension of time) (Govt Target 60%) - CBC Target 60%
% of Minor applications determined in a timely manner (8 weeks in accord with EIA, PPA & extension of time) (Govt Target 65%) - CBC Target 75%
% of Other applications determined in a timely manner (8 weeks in accord with EIA, PPA & extension of time) (Govt Target 80%) - CBC Target 90%

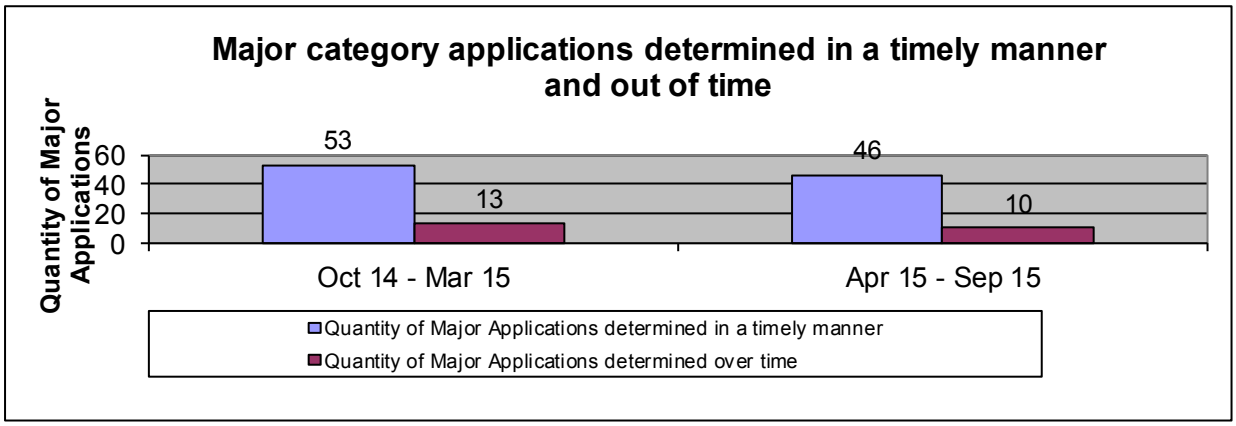
Major category applications determined in a timely manner and out of time
Quantity of Major Applications
60
40
20
0
53
13
46
10
Oct 14 - Mar 15
Apr 15 - Sep 15
Quantity of Major Applications determined in a timely manner
Quantity of Major Applications determined over time

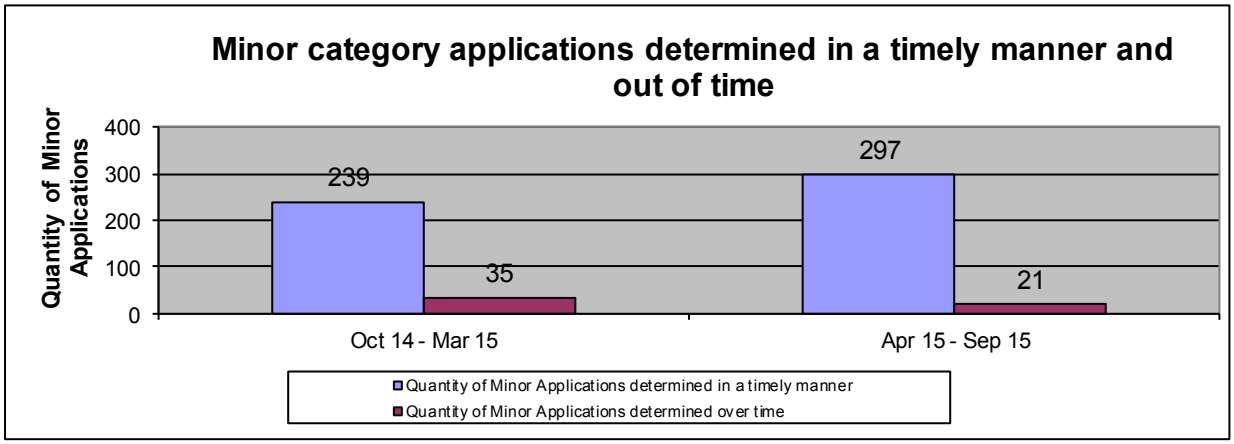
Minor category applications determined in a timely manner and out of time
Quantity of Minor Applications
400
300
200
100
0
239
35
297
21
Oct 14 - Mar 15
Apr 15 - Sep 15
Quantity of Minor Applications determined in a timely manner
Quantity of Minor Applications determined over time

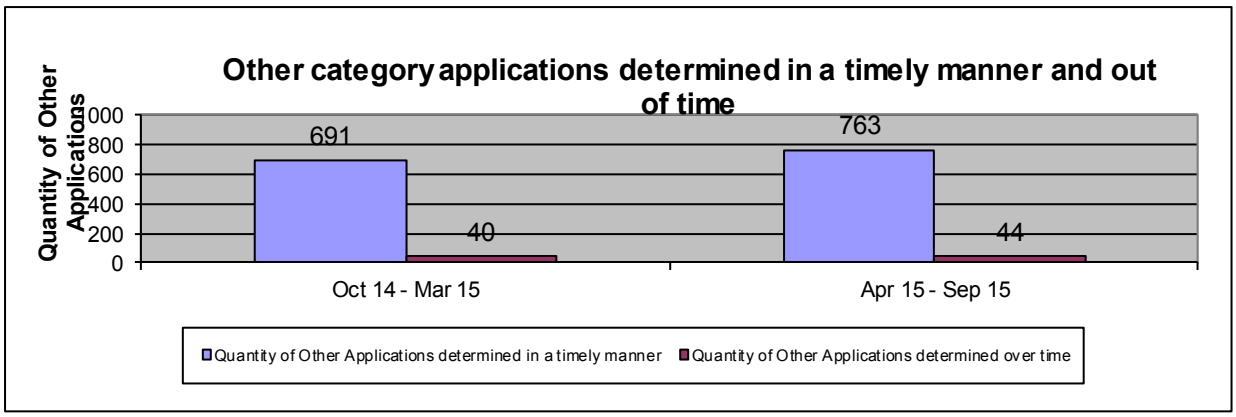
Other category applications determined in a timely manner and out of time
Quantity of Other Applications
1000
800
600
400
200
0
691
40
763
44
Oct 14 - Mar 15
Apr 15 - Sep 15
Quantity of Other Applications determined in a timely manner
Quantity of Other Applications determined over time

Appendix A

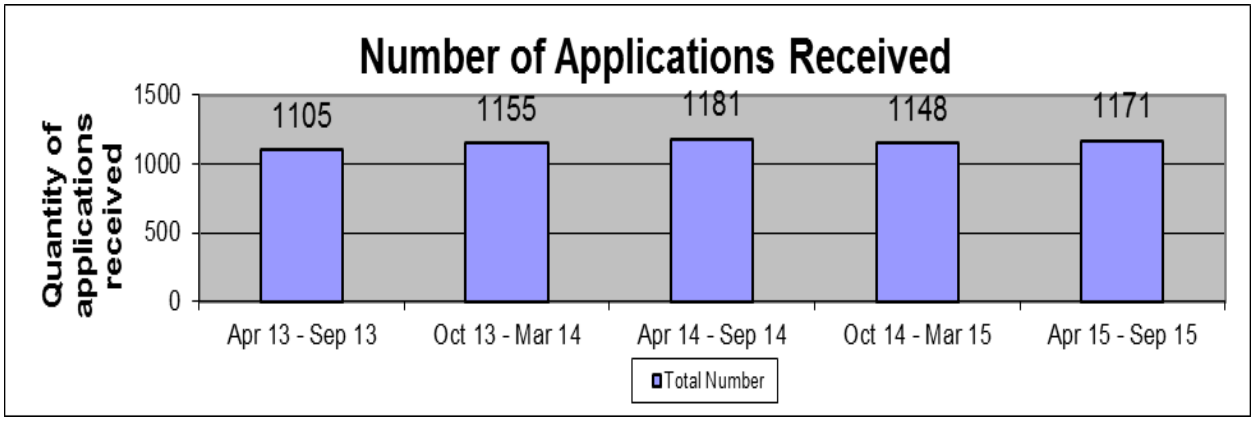
Number of Applications Received
Quantity of applications received
1500
1000
500
0
1105
1155
1181
1148
1171
Apr 13 - Sep 13
Oct 13 - Mar 14
Apr 14 - Sep 14
Oct 14 - Mar 15
Apr 15 - Sep 15
Total Number

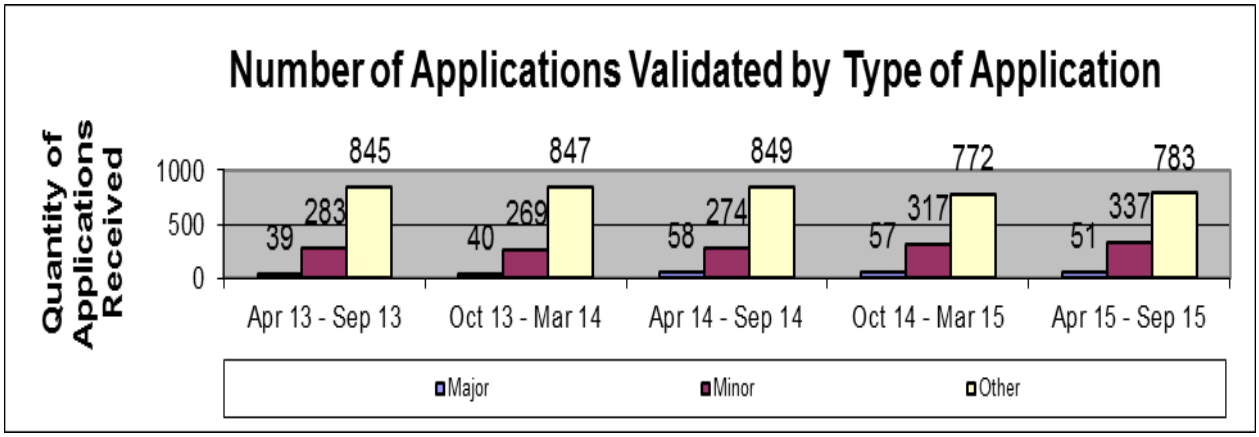
Number of Applications Validated by Type of Application
Quantity of Applications Received
1000
500
0
39
283
845
40
269
847
58
274
849
57
317
772
51
337
783
Apr 13 - Sep 13
Oct 13 - Mar 14
Apr 14 - Sep 14
Oct 14 - Mar 15
Apr 15 - Sep 15
Major
Minor
Other

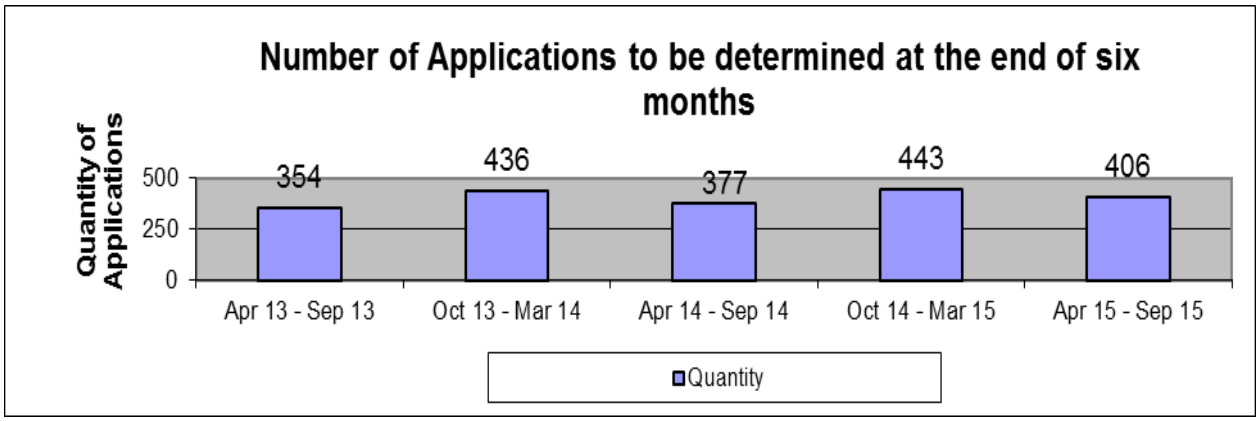
Number of Applications to be determined at the end of six months
Quantity of Applications
500
250
0
354
436
377
443
406
Apr 13 - Sep 13
Oct 13 - Mar 14
Apr 14 - Sep 14
Oct 14 - Mar 15
Apr 15 - Sep 15
Quantity

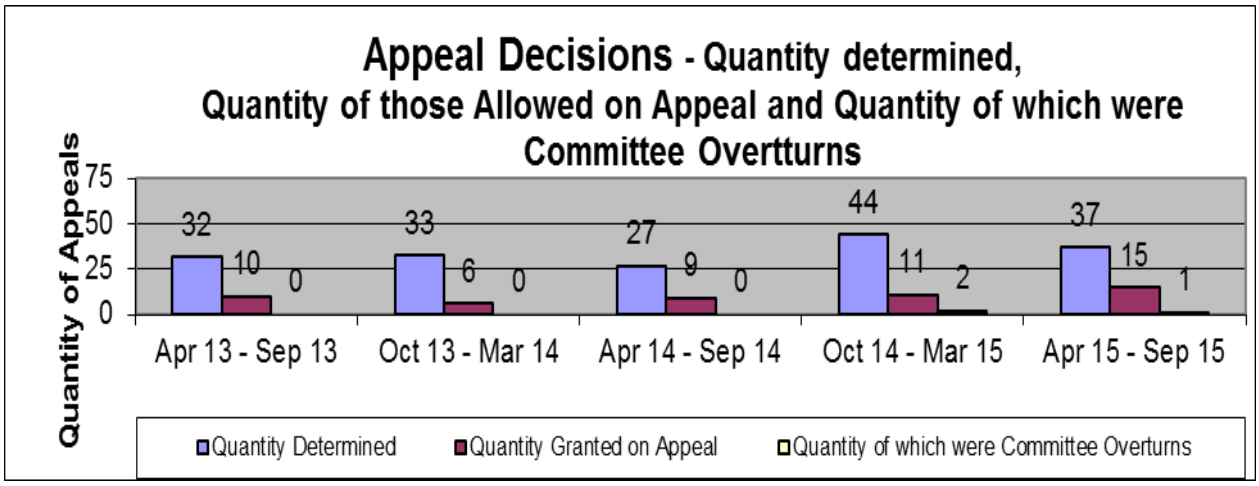
Appeal Decisions - Quantity determined, Quantity of those Allowed on Appeal and Quantity of which were Committee Overtturns
Quantity of Appeals
75
50
25
0
32
10
0
33
6
0
27
9
0
44
11
2
37
15
1
Apr 13 - Sep 13
Oct 13 - Mar 14
Apr 14 - Sep 14
Oct 14 - Mar 15
Apr 15 - Sep 15
Quantity Determined
Quantity Granted on Appeal
Quantity of which were Committee Overturns